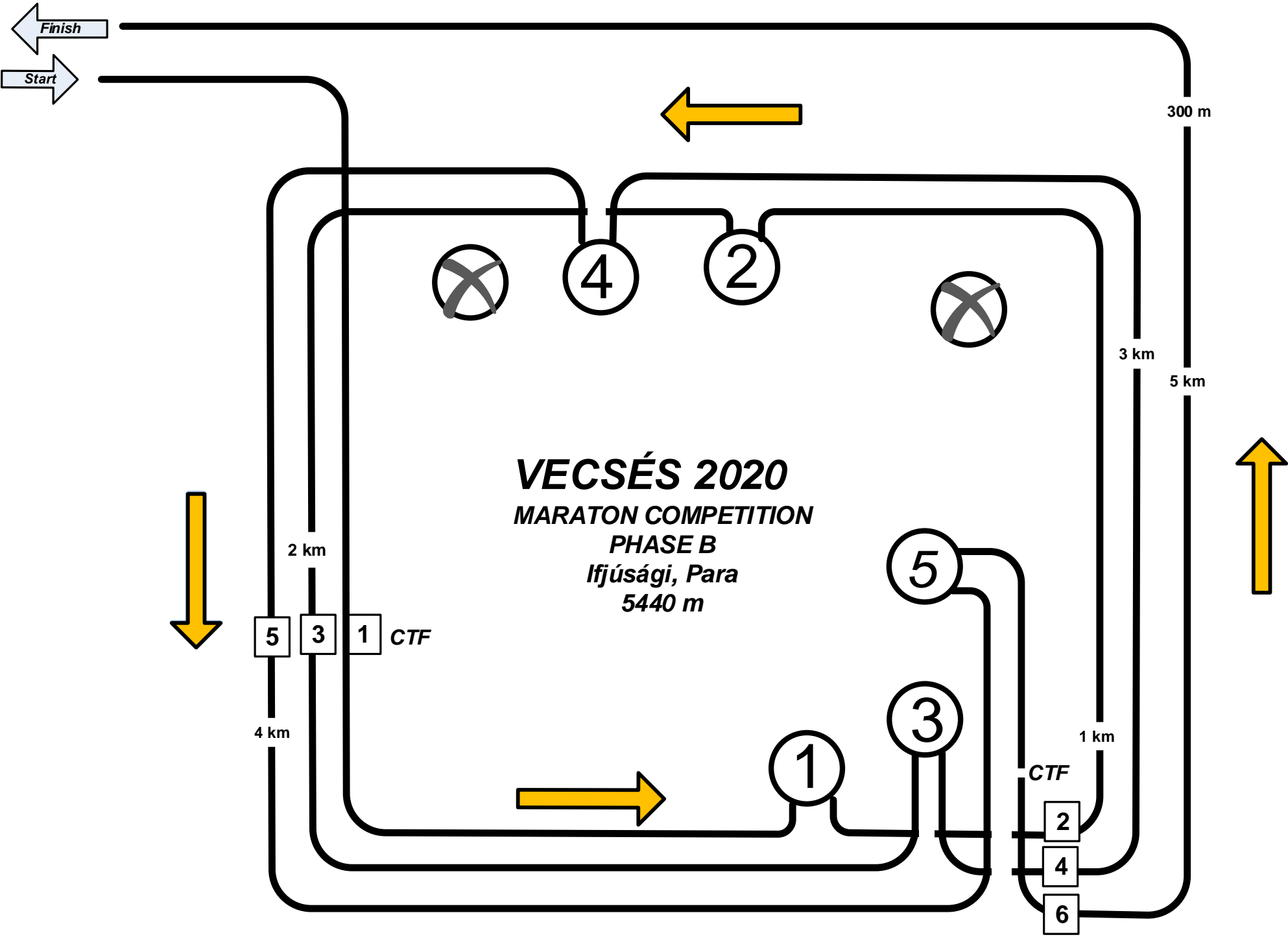


VECSÉS 2020
MARATON COMPETITION
PHASE B
Ifjúsági, Para
5440 m



Finish
Start

300 m

3 km

5 km

2 km

4 km

1 km

5 3 1 CTF

CTF

2
4
6

CAI2* / CAN-A/B

Ifjúsági / Para

Start B

- **CTF 1**
- **Obs 1**
- **CTF 2**
- **Km 1**
- **Obs 2**
- **Km 2**
- **CTF 3**
- **Obs 3**
- **CTF 4**
- **Km 3**
- **Obs 4**
- **CTF 5**
- **Km 4**
- **Obs 5**
- **CTF 6**
- **Km 5**
- **Obs 6**
- **CTF 7**
- **Km 6**
- **CTF 8**
- **Obs 7**
- **300m**
- **Km 7**

Finish 7220m

Start B

- **CTF 1**
- **Obs 1**
- **CTF 2**
- **Km 1**
- **Obs 2**
- **Km 2**
- **CTF 3**
- **Obs 3**
- **CTF 4**
- **Km 3**
- **Obs 4**
- **CTF 5**
- **Km 4**
- **Obs 5**
- **CTF 6**
- **Km 5**
- **300m**

Finish 5440m



Timetable Marathon

Time Table 1 HORSE FOUR-IN-HAND Obstacles 1234567

Section	Distance in m	Speed in km/h	Minimum Time	Allowed Time	MaximumTime
A				30:00	
T					
B	7 220	14,00	27:57	30:57	01:01:54

Time Table 2 HORSE PAIR Obstacles 1234567

Section	Distance in m	Speed in km/h	Minimum Time	Allowed Time	MaximumTime
A				30:00	
T					
B	7 220	14,00	27:57	30:57	01:01:54

Time Table 3 HORSE SINGLE Obstacles 1234567

Section	Distance in m	Speed in km/h	Minimum Time	Allowed Time	MaximumTime
A				30:00	
T					
B	7 220	14,00	27:57	30:57	01:01:54

Time Table 4 EGYESFOGAT CAN-A Obstacles 1234567

Section	Distance in m	Speed in km/h	Minimum Time	Allowed Time	MaximumTime
A				30:00	
T					
B	7 220	14,00	27:57	30:57	01:01:54

Time Table 5 KETTESFOGAT CAN-A Obstacles 1234567

Section	Distance in m	Speed in km/h	Minimum Time	Allowed Time	MaximumTime
A				30:00	
T					
B	7 220	14,00	27:57	30:57	01:01:54

Time Table 6 NÉGYESFOGAT CAN-A Obstacles 1234567

Section	Distance in m	Speed in km/h	Minimum Time	Allowed Time	MaximumTime
A				30:00	
T					
B	7 220	14,00	27:57	30:57	01:01:54

Time Table 7 PÓNI EGYESFOGAT CAN-A Obstacles 1234567

Section	Distance in m	Speed in km/h	Minimum Time	Allowed Time	MaximumTime
A				30:00	
T					
B	7 220	13,00	30:20	33:20	01:06:40

Time Table 8 PÓNI KETTESFOGAT CAN-A Obstacles 1234567

Section	Distance in m	Speed in km/h	Minimum Time	Allowed Time	MaximumTime
A				30:00	
T					
B	7 220	13,00	30:20	33:20	01:06:40



Timetable Marathon

Time Table B JUNIOR P1Obstacles **12345**

Section	Distance in m	Speed in km/h	Minimum Time	Allowed Time	MaximumTime
A				30:00	
T					
B	5 440	13,00	22:07	25:07	50:14

Time Table C JUNIOR P2Obstacles **12345**

Section	Distance in m	Speed in km/h	Minimum Time	Allowed Time	MaximumTime
A				30:00	
T					
B	5 440	13,00	22:07	25:07	50:14

Time Table D FIATAL HAJTÓ P1Obstacles **12345**

Section	Distance in m	Speed in km/h	Minimum Time	Allowed Time	MaximumTime
A				30:00	
T					
B	5 440	13,00	22:07	25:07	50:14

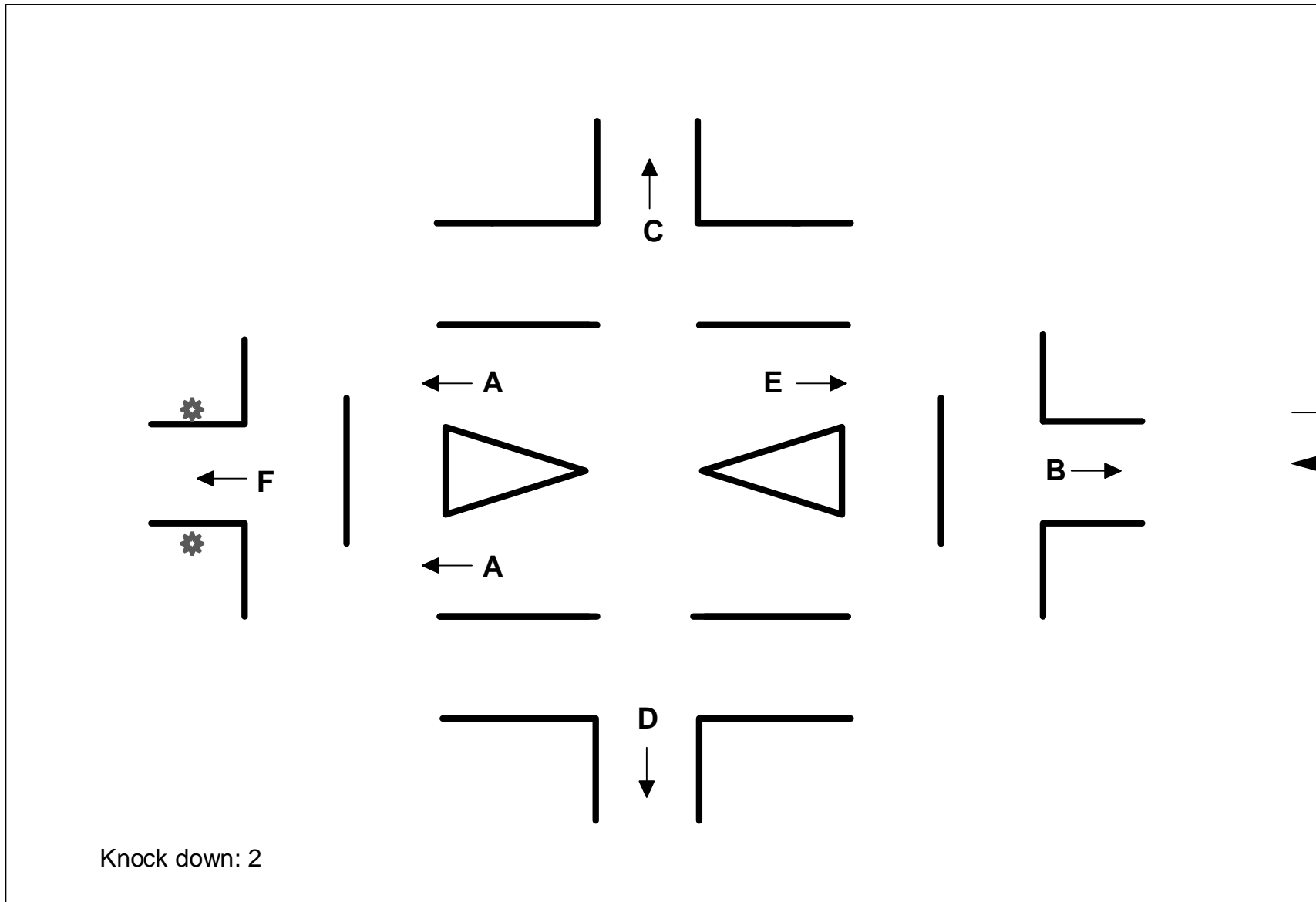
Time Table E CAN-PARA H1Obstacles **12345**

Section	Distance in m	Speed in km/h	Minimum Time	Allowed Time	MaximumTime
A				30:00	
T					
B	5 440	14,00	20:19	23:19	46:38

Time Table F KÉTTESFOGAT CAN-BObstacles **1234567**

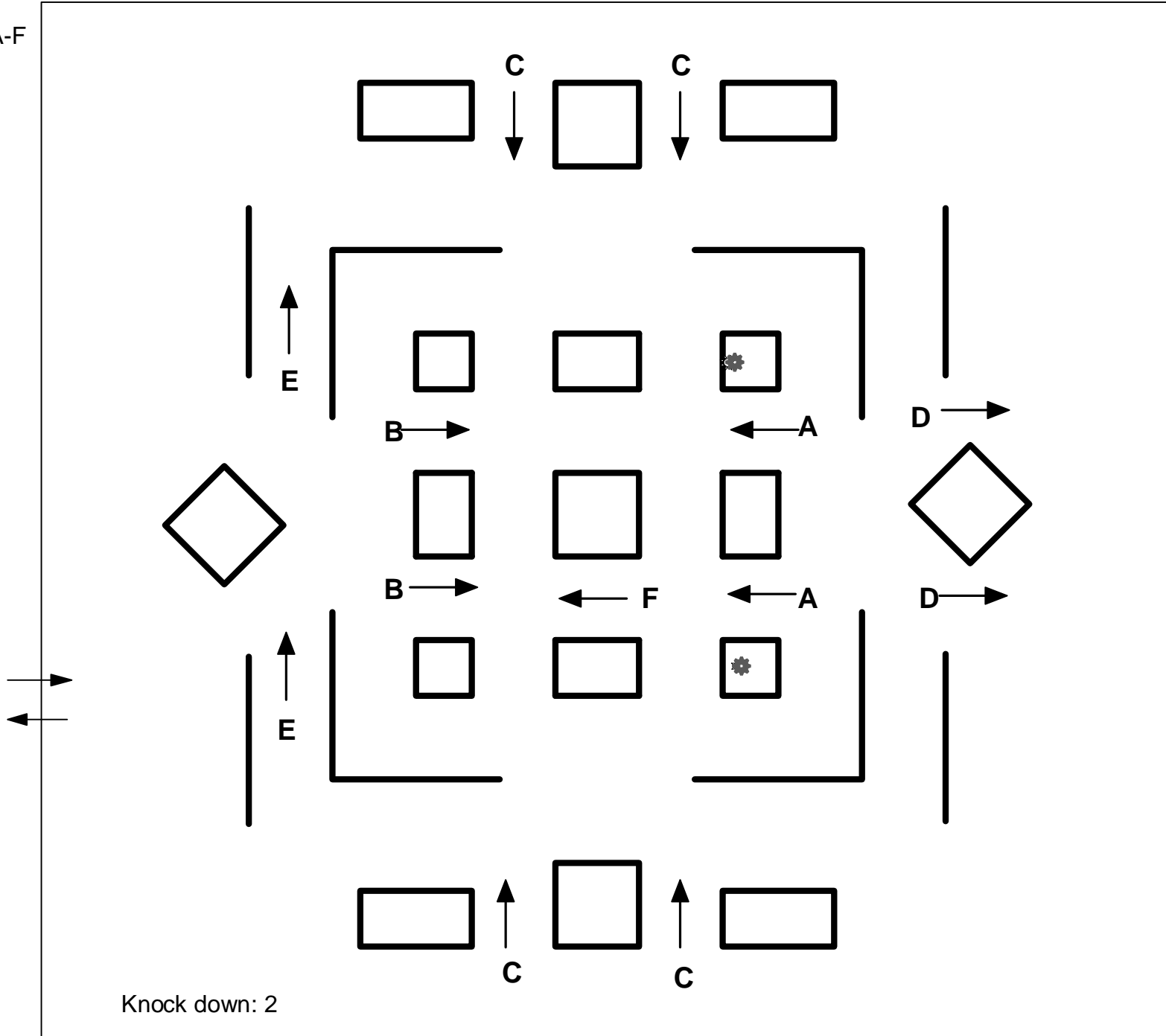
Section	Distance in m	Speed in km/h	Minimum Time	Allowed Time	MaximumTime
A				30:00	
T					
B	7 220	14,00	27:57	30:57	01:01:54

©Driving Program by Philippe Liénart (BEL) - philippe@lienart.com Scorer : Dániel Horváth

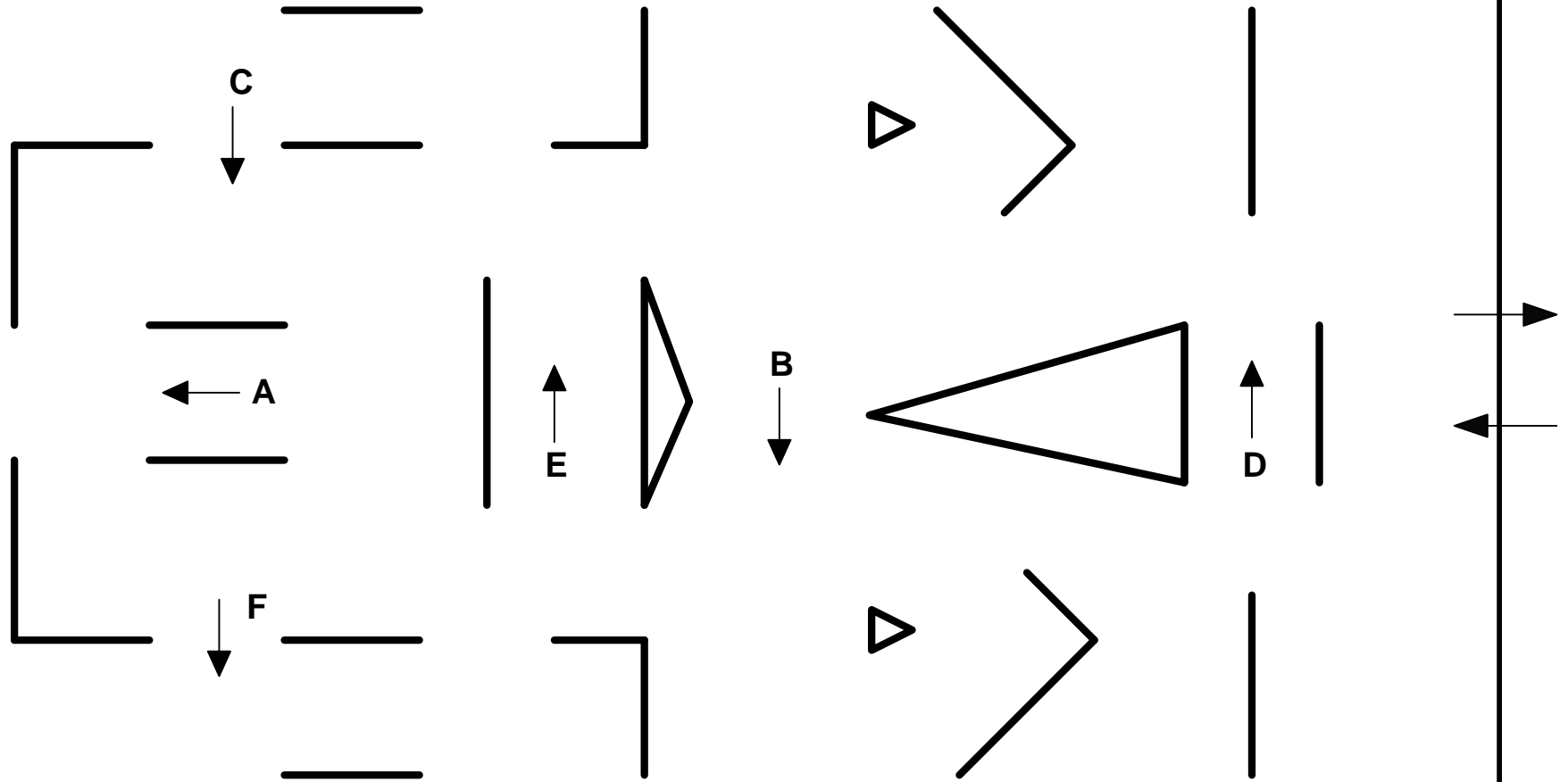


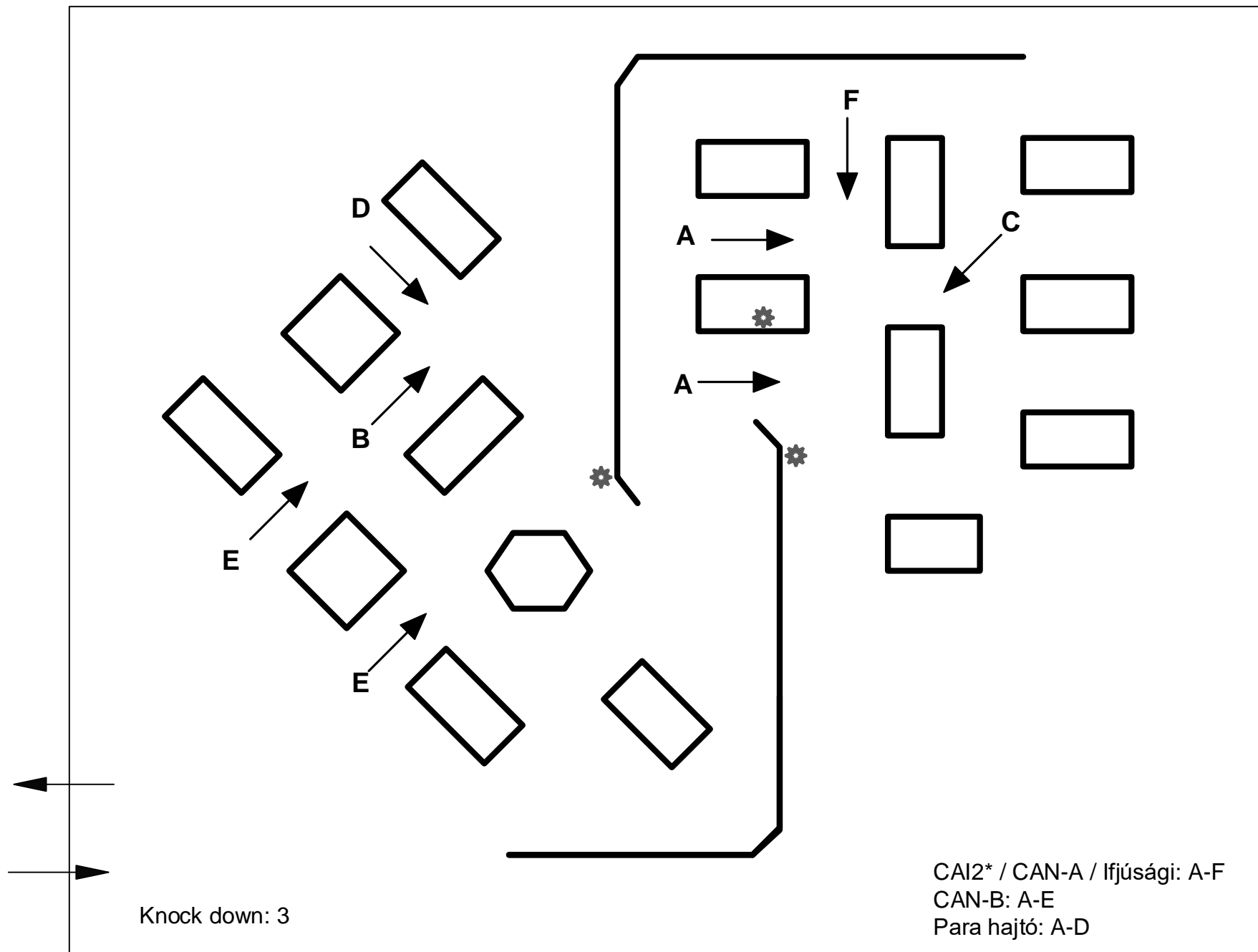
CAI2* / CAN-A / Ifjúsági: A-F
CAN-B: A-E
Para hajtó: A-D

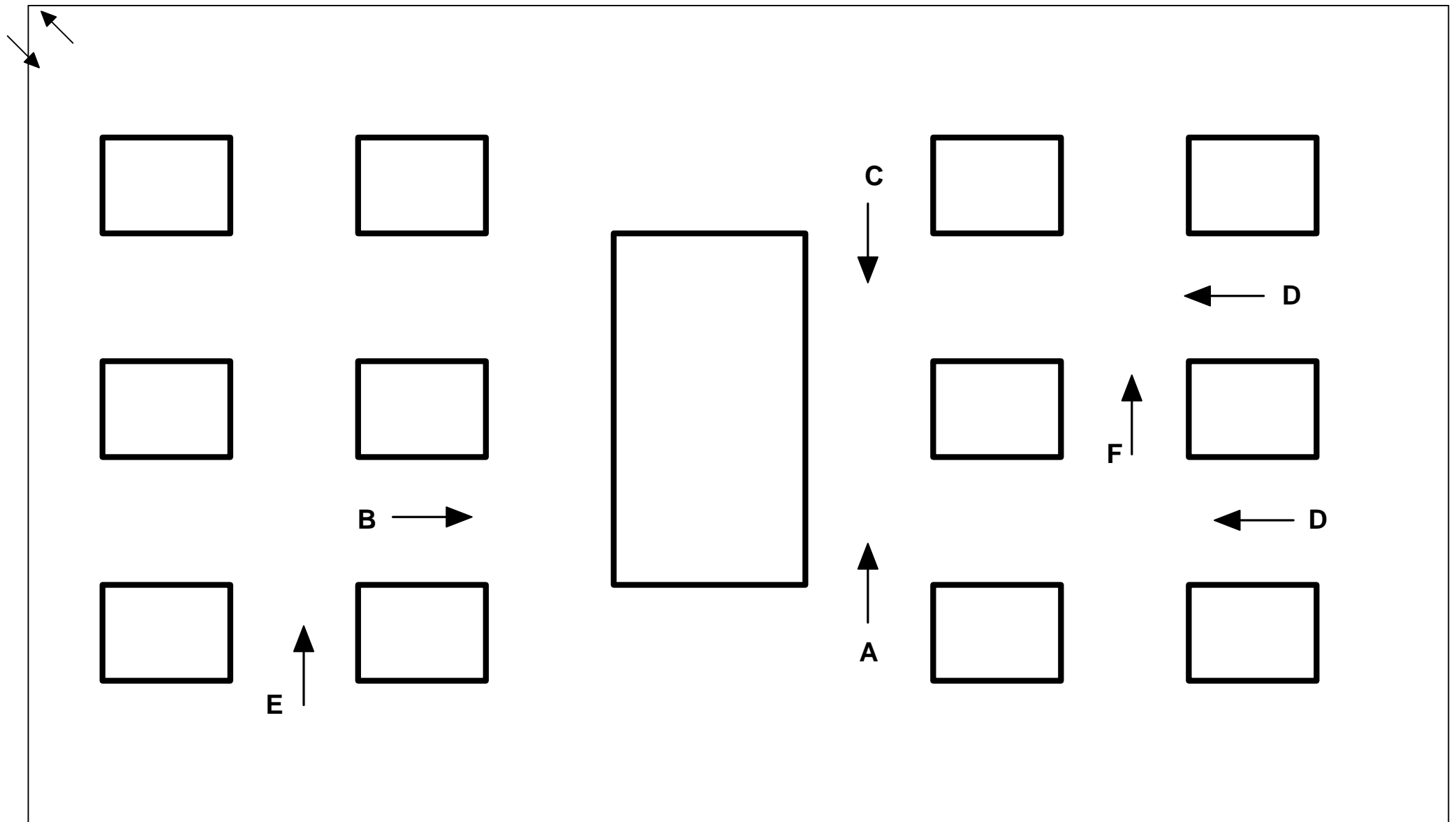
CAI2* / CAN-A / Ifjúsági: A-F
CAN-B: A-E
Para hajtó: A-D



CAI2* / CAN-A / Ifjúsági: A-F
CAN-B: A-E
Para hajtó: A-D

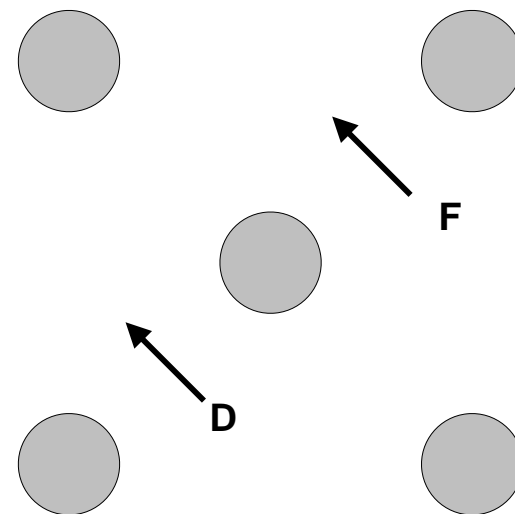
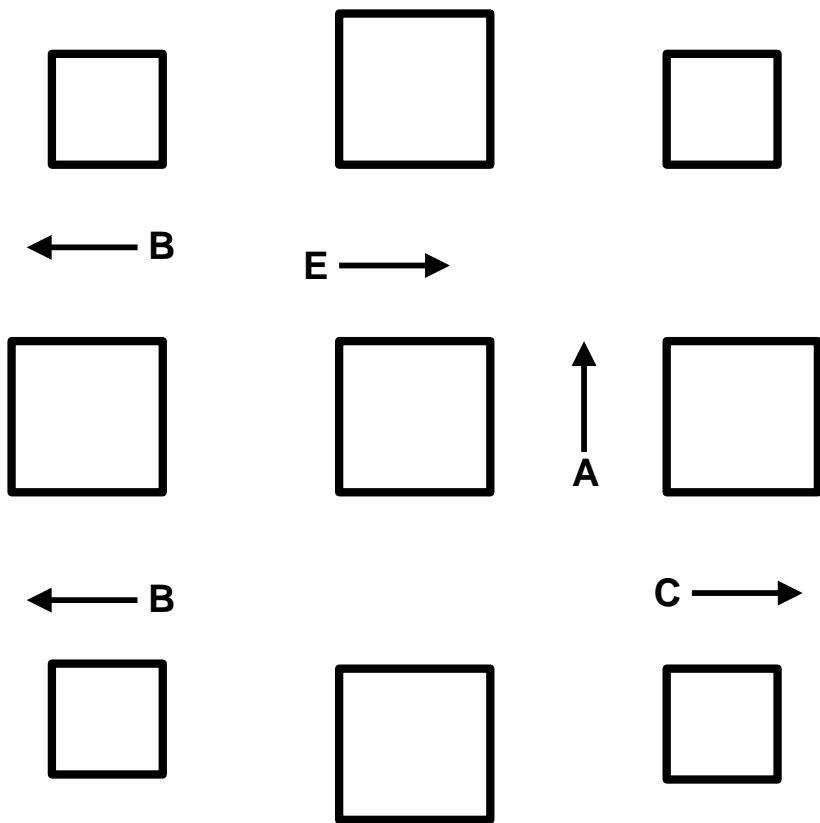


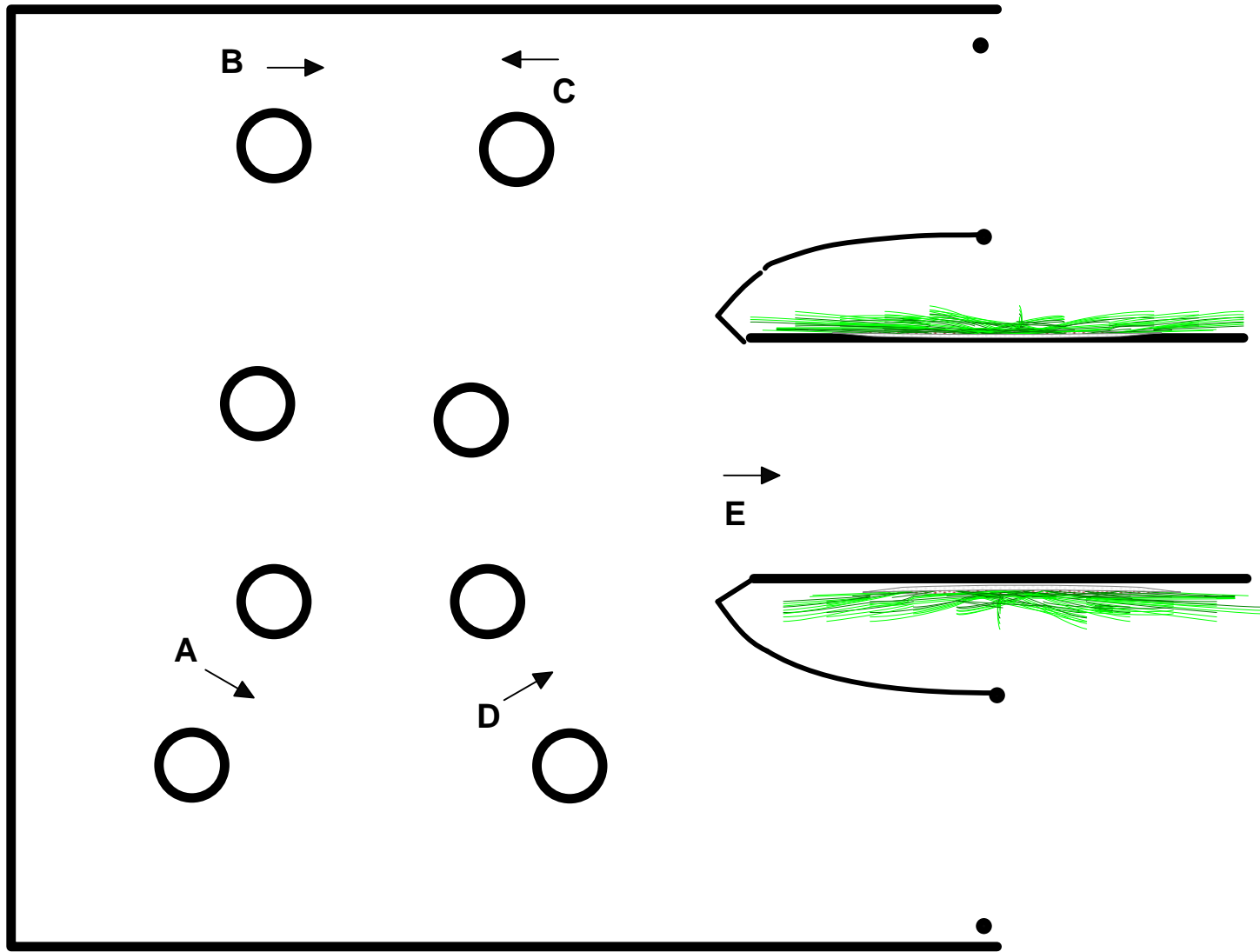




CAI2* / CAN-A / Ifjúsági: A-F
CAN-B: A-E
Para hajtó: A-D

CAI2* / CAN-A: A-F
CAN-B: A-E





CAI2* / CAN-A : A-E
CAN-B: A-E