










			Final Results				
RANKING	TEAM	NAME	A	B	C	POINTS	RANKING
1		NETHERLANDS	83.30	225.26	6.00	314.56	1
		27 *CHARDON Ijsbrand	41.65	110.86	6.00		
		28 *DE RONDE Koos	(43.36)	114.40	0.00		
		30 *TIMMERMAN Theo	41.65	(122.00)	(6.00)		
2		GERMANY	93.20	235.29	3.00	331.49	2
		22 *DUEN Rainer	(60.23)	124.09	3.00		
		23 *HARM Mareike	46.48	(137.76)	(12.00)		
		26 *SANDMANN Christoph	46.72	111.20	0.00		
3		BELGIUM	110.49	260.56	6.14	377.19	3
		16 *DEGRIECK Dries	57.75	147.49	6.00		
		17 *SIMONET Edouard	52.74	113.07	0.14		
4		AUSTRALIA	96.69	260.25	33.32	390.26	4
		14 *EXELL Boyd	34.45	115.14	0.00		
		15 *PEEL Mark	62.24	145.11	33.32		
5		FRANCE	120.41	266.48	15.47	402.36	5
		18 *HORDE Anthony	66.37	132.02	3.47		
		19 *MARTIN Fabrice	54.04	134.46	12.00		
		21 *VINCENT Sebastien	(69.97)	(141.34)	(17.90)		
6		SWEDEN	125.07	272.72	18.22	416.01	6
		32 *DENGG Johan	68.85	150.61	14.36		
		33 *PERSSON Fredrik	56.22	122.11	3.86		
7		GREAT BRITAIN	113.09	283.92	22.76	419.77	7
		36 *BASSETT Pippa	(63.54)	(187.18)	(34.52)		
		39 *BOWMAN - RIPLEY Wilf	52.09	134.43	0.00		
		40 *LANE Richard	61.00	149.49	22.76		

©Driving Program by Philippe Liénart (BEL) - philippe@lienart.com

OFFICIAL RESULTS 14:18

Signature President of the Jury